

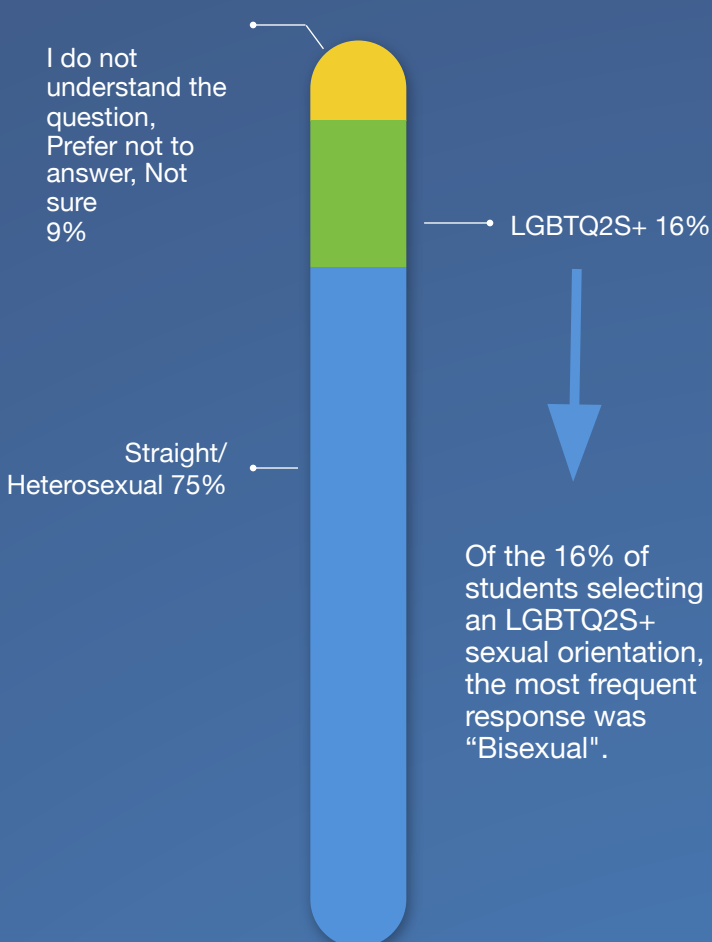
THIS IS US!

2018-19 STUDENT CENSUS SURVEY RESULTS - GRADE 7-12
2949 (66%) students in grades 7-12 completed the survey

To gain a clearer understanding of who our students are, the Near North District School Board invited students to complete the "This is Me" Student Census. Findings will help the NNDSB better understand and respond to diverse student populations and communities; identify and respond to barriers to student success and enhance the creation and distribution of programs and services.

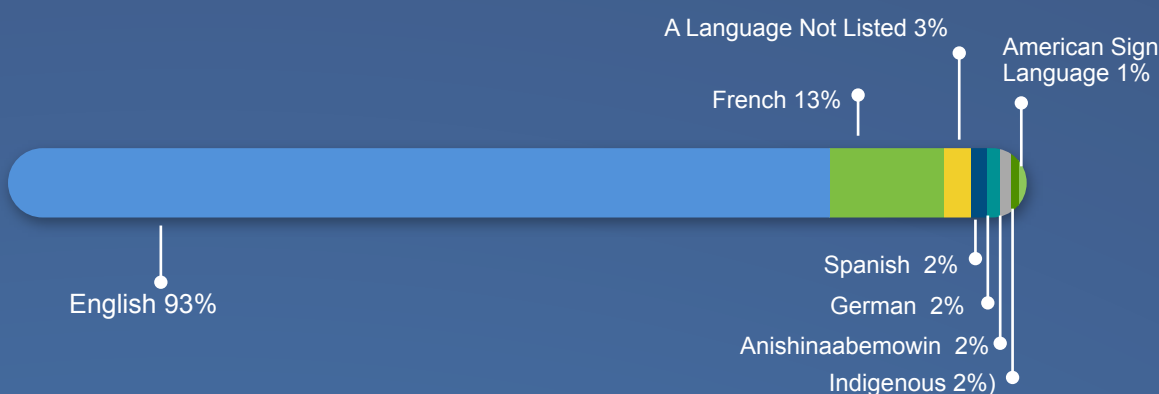
SEXUAL ORIENTATION

What is your sexual orientation?




FIRST LANGUAGE

What is the first language(s) you learned to speak as a child?



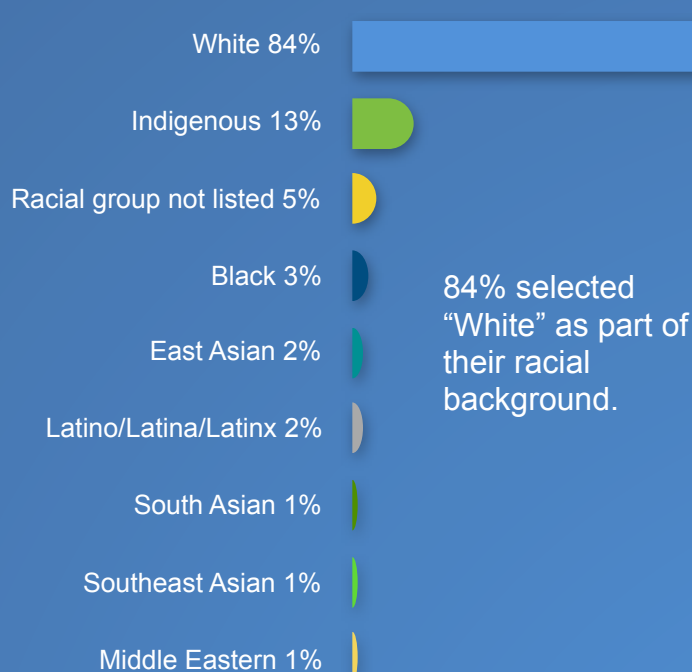
STUDENTS WITH DISABILITIES

Do you consider yourself to be a person with a disability?



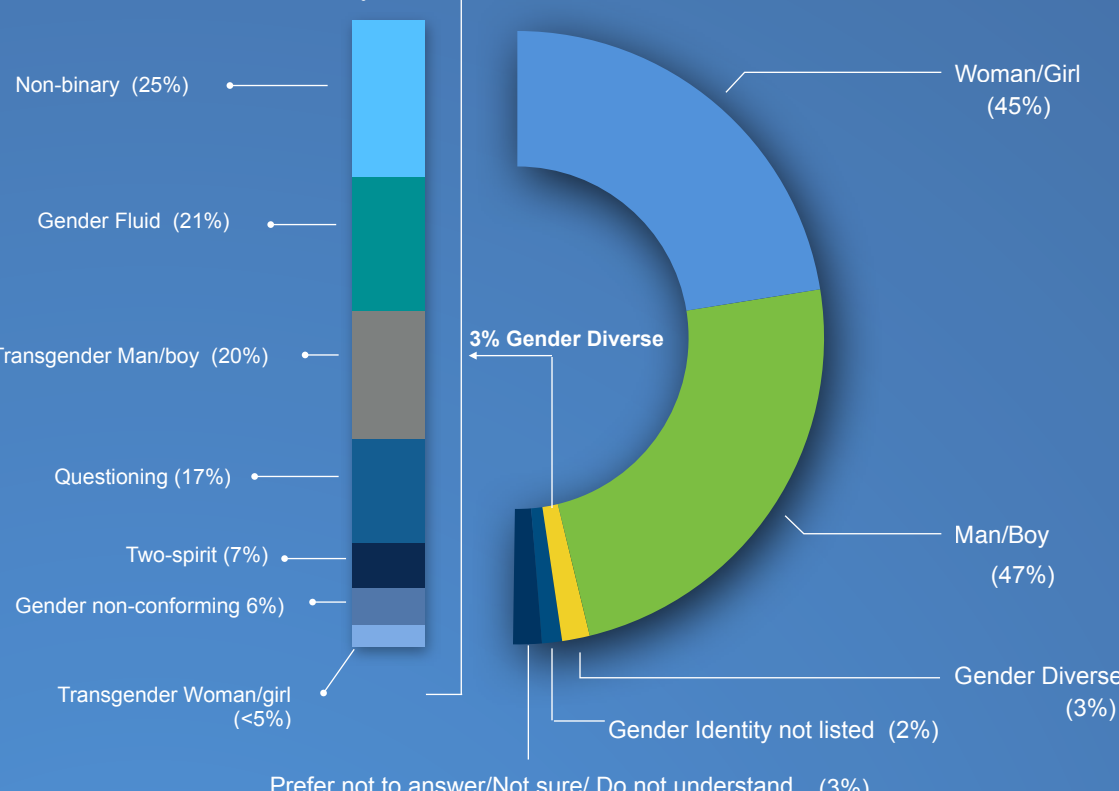
RACE

Which racial group(s) best describes you?




GENDER

What is your gender identity?



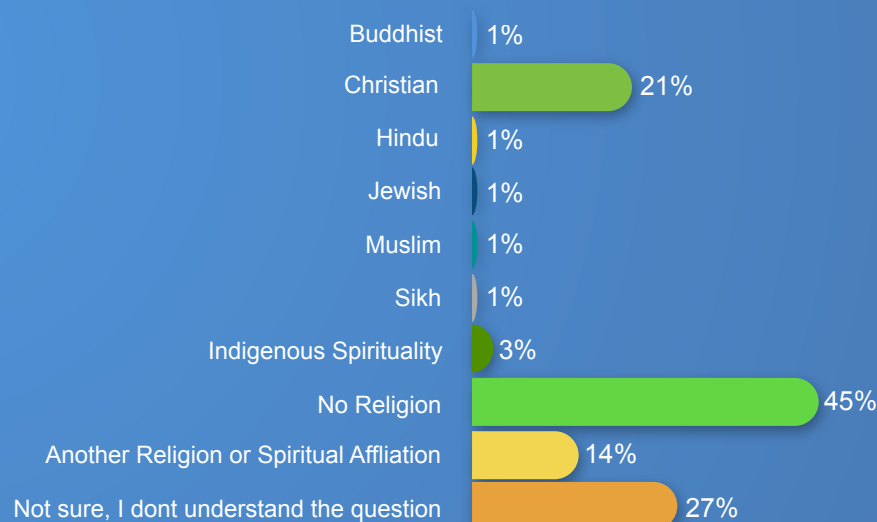
FIRST NATIONS, METIS AND INUIT

Do you identify as First Nations, Métis, and or Inuit?



RELIGION

What is your religion and/or spiritual affiliation, creed or belief?



ETHNIC/CULTURAL ORIGINS

What is your ethnic of cultural origin(s)?
(10 Largest Responses)

Canadian	English	Irish	French	Scottish	German	Italian	Dutch	Polish	American
62%	18%	14%	13%	12%	10%	5%	4%	3%	3%

Identity-Based Data Collection

The Near North District School Board is committed to creating safe and positive spaces for all our students, respecting and celebrating diversity. We recognize that in order to know and honour who our students are, based on the many ways they identify themselves, we need to hear from them and how they define themselves.

In 2018-19, our district initiated the first collection of identity-based student information, popularly known as the "This is Me" survey. The collection of this information conformed with "identity categories" provided by the Ministry of Education and was aligned with the Anti-Racism Data Standards. Community Stakeholders were consulted prior to the content of the survey being finalized.

Grades 7-12: Over the period of April 29-May 10, 2,949 students across the Board completed the online survey during class time. This infographic shows the identities that were shared by participants.

16% Of students identify as First Nations, Metis or Inuit.

93% Of students selected English as one of the first languages learned to speak as a child.

62% Of students stated "Canadian" as part of their ethnic/cultural origin(s).

84% Of students selected "White" as part of their racial background.

21% Of students selected, "Christian" as part of their religious or spiritual beliefs.

3% Of students selected a gender diverse identity, of which "Non-Binary" was the most frequent response.

16% Of students selected an LGBTQ2S+ sexual orientation.

18% Of students described themselves as having a disability or potentially having a disability.