


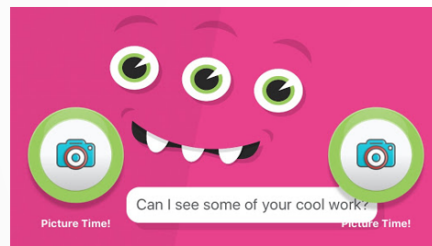
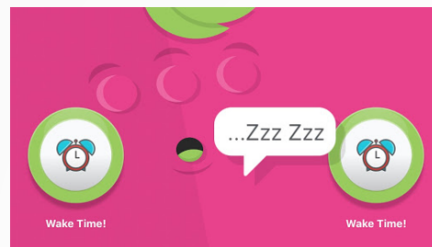


# Brightspace Portfolio

The Brightspace Portfolio app allows students to easily share their learning/work via a picture / audio / video with their educator.

## How?

1. Download the app on your mobile device or tablet
2. Launch the app and select a mode:
  - Funster mode: Guides younger students – allows for image/audio uploads
  - In-Class Mode: Allows for image/audio/video/text uploads
3. Scan your student QR code (This will be sent via e-mail)

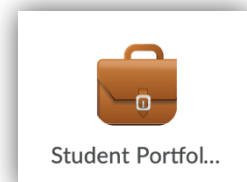


4. Take a picture (Funster mode) or record video (In-class mode) and then say something about it.
5. Evidence has now been sent to educator.

## Viewing Portfolio Items:

### Students:

Log into Brightspace LMS (from the Passport to Learning site) and select the Student Portfolio link in the course navbar.



### Parents:

Log into the LMS and scroll down until you see the Brightspace for Parents panel.