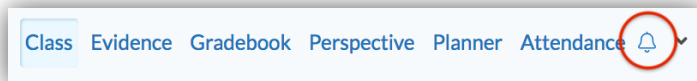


# Edsby Notifications

## Setting Notifications in a Web Browser:

1. Open a class or group
2. Click the notification bell (top right):



3. Determine the method(s) of being notified from the drop down menu and check off the desired notification triggers.

**Notify: Biology SBI3UE-01** ✕

Instant Notification

Notify activity via:

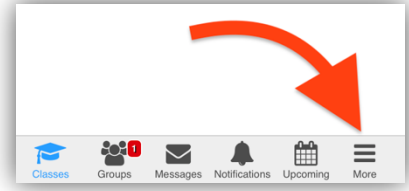
▼

Notify me of these Activities

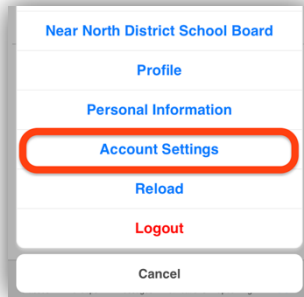
- Feed Activity, Posts, Replies, Likes
- Replies & Likes on my posts
- Upcoming Tests
- Assignments due soon
- Assignments overdue
- Grades published, updated or commented
- Group calendar reminder

Apply changes to all my classes

## Setting Notifications in a the app:

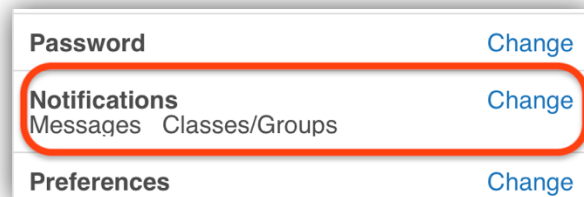


1. Sign into the app, Select "More" from the bottom menu

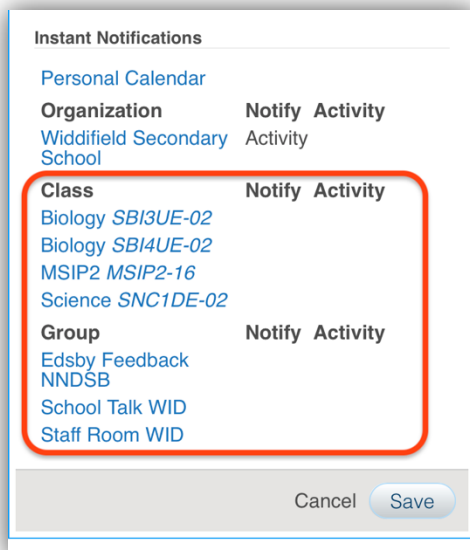


2. Select "Account Settings"

3. Choose "Change" beside Notifications



4. Select a course or a group.



5. Determine the method(s) of being notified from the drop down menu and check off the desired notification triggers. Save.

