



Suite / Bureau 201
685, rue Bloem Street
North Bay, ON P1B 4Z5
English: 705.472.8840
Français: 705.472.9070
Fax/Télé. : 705.472.3170
www.npssts.ca



SAFE – RELIABLE - EQUITABLE - RESPONSIVE

SÉCURITAIRE – FIABLE - ÉQUITABLE - ATTENTIF

WELCOME TO KINDERGARTEN

Virtual JK/SK Package

With the 2021-2022 school year upon us, the Nipissing-Parry Sound Student Transportation Services would like to present the new virtual pamphlets for the JK/SK parents.

These pamphlets offer details regarding various aspects of JK/SK student transportation. Here are the pamphlets available to you:

[Unloading of Kindergarten Students pamphlet \(SS-007\)](#)

[Inclement Weather pamphlet](#)

[About Us pamphlet](#)

[Use of Video Camera on Student Transportation pamphlet \(SS-011\)](#)

[Driver card \(Drivers are not allowed to...\)](#)

[Do you have an emergency plan \(Flyer\)](#)

[Stop for the school bus \(Flyer\)](#)

Website

Additional resources are available to you on our website at www.npssts.ca. Our website contains information on inclement weather, guidelines, safety videos as well as your child's bussing information. Parents can create an account and access their child's bussing information from our website. Below are the instructions on how to create an account.

Tag the Bag Program

As part of our organization's safety programming, the Tag the Bag program helps identify our young JK/SK students. Orange tags are attached to their school bags and contain their bussing information (ie: school, drop off address for the PM, joint custody addresses if applicable, etc.). This allows school staff and bus drivers to know the student's bussing information. Parents are to attach the tag to their student's bag, after having clearly indicated pick-up and drop-off locations as well as bus route numbers on these tags. This is to ensure a safe and efficient loading and unloading process at school, or at the transfer site. By attaching these bright-colored tags to your kindergarten student's school bag, bus drivers can easily identify which students need to be met at their bus stop, as stipulates guideline [SS-006: Kindergarten Students Must be Met at Their Stop](#).

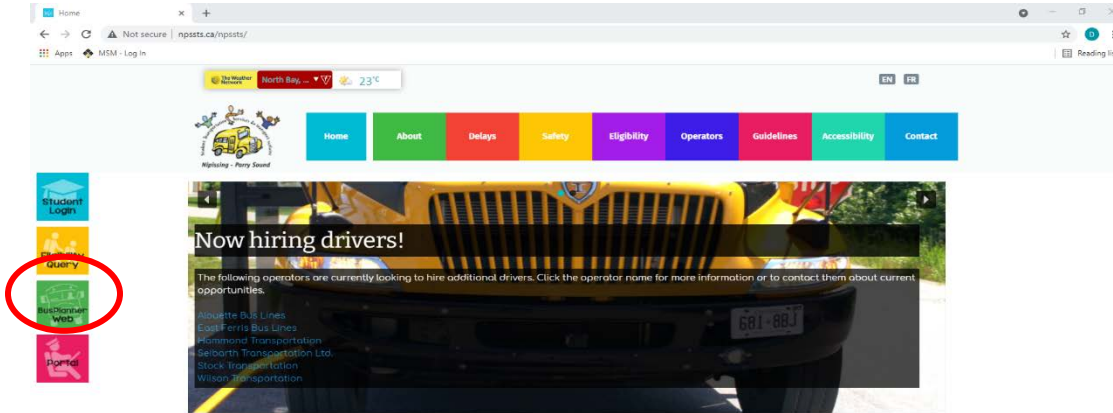
Preparation for your Child to Ride the School Bus

Our First Rider program is designed for first time school bus riders. It offers a fun introduction to school bus safety and gives parents and students the chance to ride the bus before starting school. Due to COVID, we have not been able to host our First Rider program. To better prepare your child, we ask that you review the following video link:

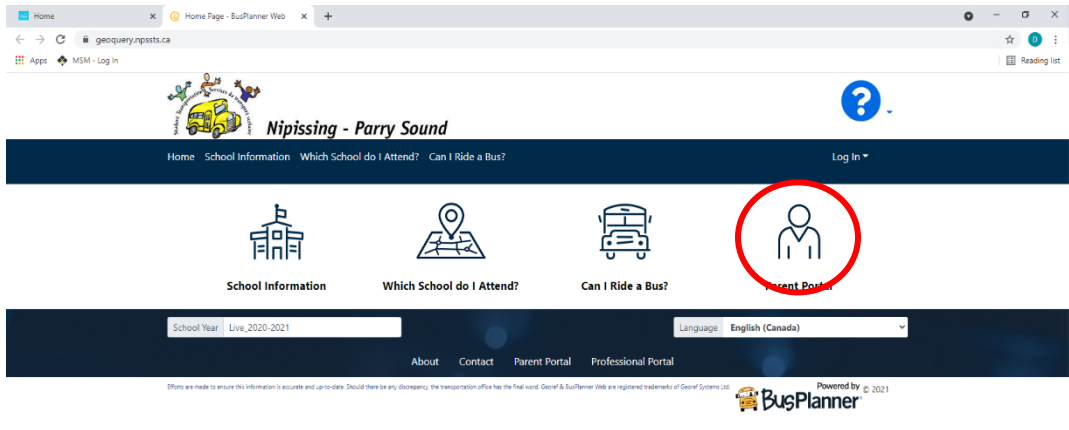
[Buzzy the Bee's Safety Certificate: School bus safety rules and behaviour expectations for first-time riders](#)

BUS PLANNER WEB INSTRUCTIONS

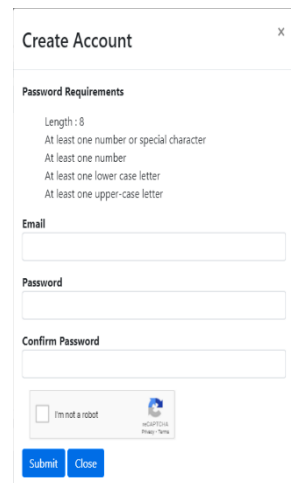
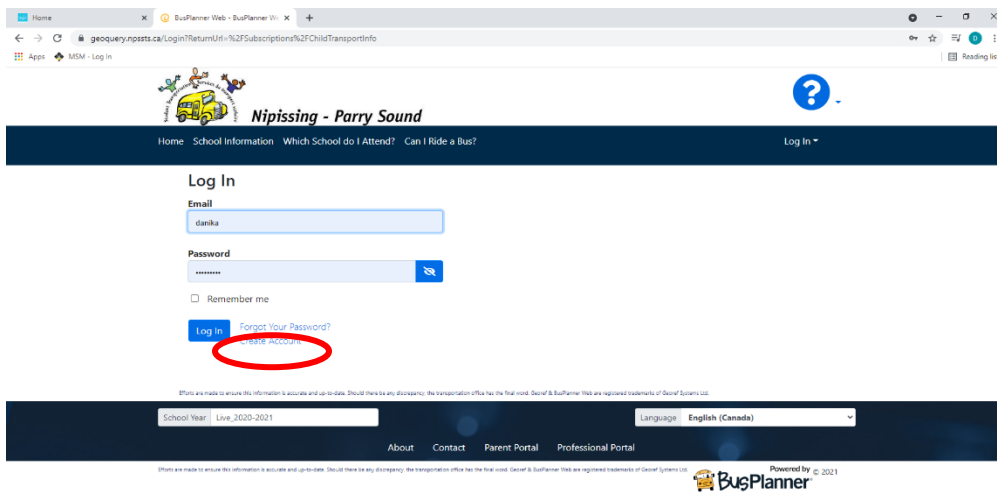
1. Click the green BusPlanner Web icon at the left hand side of our home page.



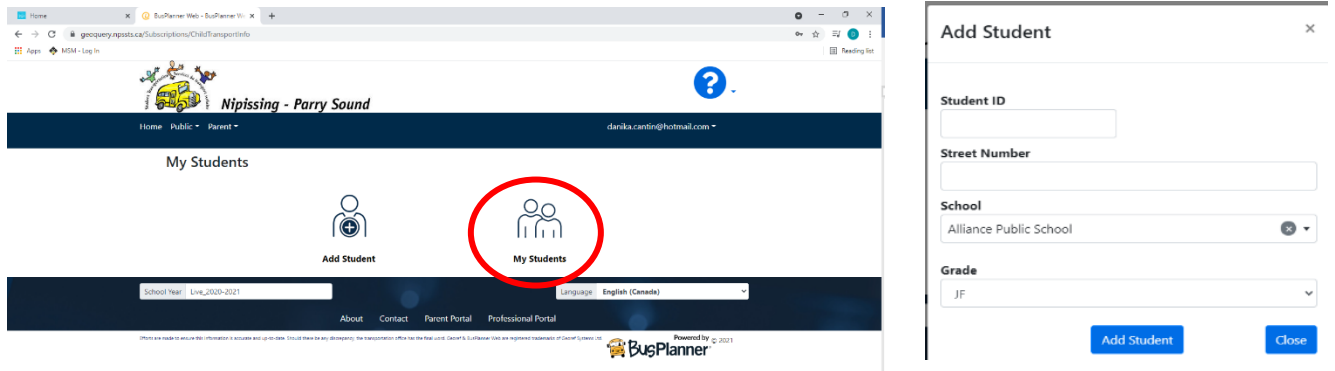
2. Under the Login drop down please select Parent Portal.



3. Select "Create Account" and follow the prompts to create a login.



4. Use your email and password to log in.
5. Select "Add Student" and enter
 - a. your student(s) OEN number – if you do not have this number please reach out to your school and ask them for it (only include the 9 numbers with NO spaces and NO dashes)
 - b. street number (do NOT include the street name, this box is for the house number only)
 - c. school
 - d. grade (if your student is attending a specific program at their school please be sure to include the program code in your grade selection, ie. French Immersion or Arts Nipissing etc.)



6. Repeat step 5 for every student in your care.
- If this portal is not working for you, please contact us at 705-472-8840.